

RIVA 750 SOUS PLAN



Kitchen Sinks

Code: N034 S50

RIVA BOWL 790x466 SOUSPLAN



DETAILS

Edge/Installation Type	Undermount
Finish	Foster brushed
Material	AISI 304 stainless steel
Texture	Brushed in line
Base	90 cm
Dimensions	790x466 mm
Standard fittings	Fixing hooks, gasket, drain, overflow and siphon, boxed packing
Mixer holes	No standard holes
Built-in hole	View technical data sheet

Drainer	No
---------	----

Width	79 cm
-------	-------

Bowl dimension	750 x 374 mm
----------------	--------------

Number of bowls	1 bowl
-----------------	--------

Waste fitting	3,5" drain
---------------	------------

EQUIPMENT

2 x Black grid Milanello 8100 602

FEATURES

Diamond-shape bottom	The draining of water is an important feature in a sink, and it's always taken good care of in Foster products. In the bent-welded sinks, which would have a flat bottom, the proper draining is guaranteed by the elegant beveling, which helps the water flow.
----------------------	--

High thickness	1mm thick steel. A significant thickness, which guarantees the maximum sturdiness and durability.
----------------	---

Perimetral overflow	The overflow is always a security on the Foster sinks that prevents the overflow of water in case of oversights. The perimeter drain solution improves aesthetics thanks to its square and essential shape.
---------------------	---

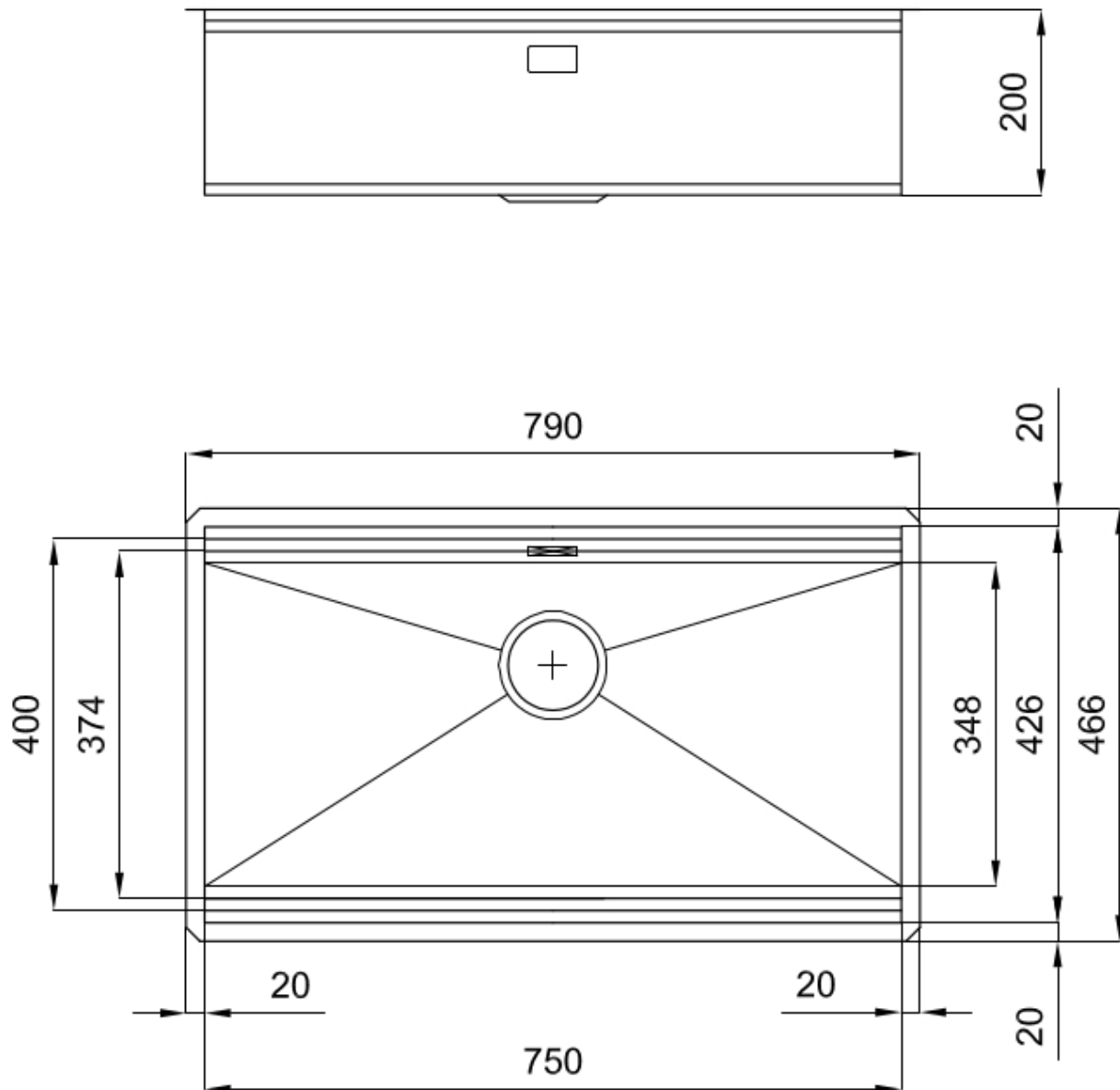
Save space system	Drain and siphon are designed to leave as much space as possible in the under-sink area, more and more useful today for theseparate waste collection systems.
-------------------	---

Space waste fitting	The elegant SPACE steel cap closes the drain and leaves no visible residues collected in the basket below. Space also has a small footprint and allows the optimal use of the under-sink compartment.
---------------------	---

Triple recess - sliding accessories

The Foster Milano sink has an ingenious design that makes it simple to use a large set of optional accessories. On the topmost supporting step, the innovative Black grids slide, creating a large and practical surface to rinse food and crockery. The second step is meant to support and allow the sliding of a complete combination of accessories, which make some operations practical and safe: rinse, drain, slice, grate... everything can be done inside the sink. The third supporting step is on the bottom of the bowl. On this step one can rest the Black grids, making it possible to rinse foodstuffs without their coming in contact with the bottom of the sink, which may be dirty.

TECHNICAL DATA




750

426

Cut out size - Dimensioni per foratura top

GALLERY



EQUIPMENT



GRILLE NOIRE POUR EVIERS RIVA
A100 E02

OPTIONAL ACCESSORIES



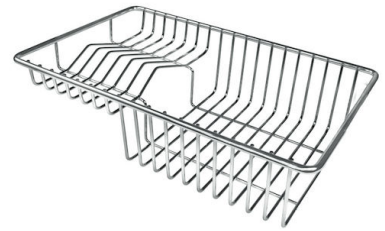
CUVETTE PERFOREE INOX
A154 F00

* only in combination with the accessory
A644 F04



**CUVETTE PERFOREE POUR EVIERS
RIVA**

A156 F00



GRILLE POR.ASSIETTES INOX
mm214x379

A100 C03

* only in combination with the accessory
A644 A01



GRILLE PORTE-ASSIETTES INOX
25x35

A100 A54

* only in combination with the accessory
A644 F04



PLANCHE DE DECOUPE CRYSTAL
23x41 CM

A631 C00



PLANCHE DE DECOUPE DOUBLE
HDPE

A644 A01



**PLANCHE DE DECOUPE DOUBLE
IROKO**
A644 F04



**PLANCHE DE DECOUPE HDPE
27x42 CM**
A657 F01




CUVETTE INOX PERFOREE
A151 F00
* only in combination with the accessory
A644 A01



**KIT RÂPES ET PLANCHE DE
DECOUPE HDPE**
A159 A01
* only in combination with the accessory
A644 A01

RECOMMENDED PAIRINGS



MILANO 4 BRULEURS
G681 F00



POLO
R525 A00